

Sohei Sudoku

Named for the warrior monks of medieval Japan, Sohei Sudoku has four merged grids. Each grid has two overlapping areas.



(Solution)

						9		4	6			7											
								5															
					3					9	5												
							7					6	3										
					4	6	3			1				9									
					5			3			2		1										
	2	9		7		1							4		1								
		3				7		6		2				6									
		4	5			9			7		6	8		5	7								
				3	2										2	7							
3	9	8														5	3	2					
		6	4										8	3									
			1	5		9	6		1				9	3									
			2					4		7		3				1							
	5			6								9			2		4	6					
					1		9			3			2										
					3			7			1	6	5										
					2	6					3												
							5	9					7										
										8													
					9			6	3		8												

© samuraisudoku.com

[Sudoku Today](https://sudoku.today) (<https://sudoku.today>)
[Samurai Sudoku](https://samuraisudoku.com) (<https://samuraisudoku.com>)

[Newdoku](https://newdoku.com) (<https://newdoku.com>)
[Sudoku Puzzle](https://www.sudoku-puzzle.org) (<https://www.sudoku-puzzle.org>)

Triple Doku

Triple Doku consists of three grids 9 x 9. The numbers must be placed correctly for all puzzle squares.



(Solution)

		1	2			7		
					6			8
						2	4	3
	5		7	6		8		
2			5					
		3				1	4	
9	1			7				
		2			6			
				8			6	7
					1	2		
	8		1				5	2
					7	5		
5	6					4		
					3			1
						9		4
								3
	4	9					6	
						4		2
			2		6	5		1
9	8	5						
3				6				
		1				3	8	

© samuraisudoku.com

[Sudoku Today](https://sudoku.today) (<https://sudoku.today>)
[Samurai Sudoku](https://samuraisudoku.com) (<https://samuraisudoku.com>)

[Newdoku](https://newdoku.com) (<https://newdoku.com>)
[Sudoku Puzzle](https://www.sudoku-puzzle.org) (<https://www.sudoku-puzzle.org>)

Twin Corresponding Sudoku

Twin Corresponding Sudoku consists of a pair of standard sudoku puzzles each with some starting digits. To get a complete solution for the twin puzzles, it is necessary to solve each twin puzzle, but the complete solution of the twin puzzles will be obtained by substituting the corresponding values of the digits from one twin sudoku into the other.



(Solution)

1		8								
	9									
8										
7				9				2	6	
	9									
6	8					3				
	4				2			9		
								2		

	7									
	4									
		5						3	4	3
									6	
										8
	3			5						
4										
								8		5
									1	
										9

© samuraisudoku.com

[Sudoku Today](https://sudoku.today) (<https://sudoku.today>)

[Samurai Sudoku](https://samuraisudoku.com) (<https://samuraisudoku.com>)

[Newdoku](https://newdoku.com) (<https://newdoku.com>)

[Sudoku Puzzle](https://www.sudokupuzzle.org) (<https://www.sudokupuzzle.org>)

Triple Doku

Triple Doku consists of three grids 9 x 9. The numbers must be placed correctly for all puzzle squares.



(Solution)

				5			8	
	4	6	9			1		
			1			3		
3								
7	9	2				5		
5				3		4	2	1
	7		5	1		3		7
6		5						
		1		8		7	5	
				5	8	2		3
		1			4	3	6	
1			4	6		7		1
								6
		5		8		3		2
	1	2	6		9			3
			7				2	5
								1
			5			6		
			3			4	8	1
	1				8			

© samuraisudoku.com

Triple Doku

Triple Doku consists of three grids 9 x 9. The numbers must be placed correctly for all puzzle squares.



(Solution)

	4			5	7	6		8			
9								7			
			9					1			
1		3	6				8	9	© samuraisudoku.com		
7			8								
				2	5	6					
6			5								
	7					1	5	7			
		1		9					3		
			9			3	2				
				3	6		1	8			
				2		9		4			
			7				3		8		
				2	5	8			5		
								7		1	
						1	5	7			
								2			7
					2	7			9	1	8
					3			5			
					6					5	
			8		7	1	9			6	

[Sudoku Today](https://sudoku.today) (<https://sudoku.today>)
[Samurai Sudoku](https://samuraisudoku.com) (<https://samuraisudoku.com>)

[Newdoku](https://newdoku.com) (<https://newdoku.com>)
[Sudoku Puzzle](https://www.sudoku-puzzle.org) (<https://www.sudoku-puzzle.org>)

Windmill Sudoku

Windmill sudoku consists of five grids, one in the center and the other 4 overlapping the central one. This means that the numbers must be placed correctly for all the five puzzle squares.



(Solution)

	7		3												
				7			8	5							
3				1		9									
				4	6				7	1			3		
			7		9			4		3		9		7	
		6		3	8	2					4			3	
		8		9		2		5		9	1			4	
9		7					6			7				1	
1		2					9	1		3				7	
8		1	3		4			8				8		2	
				8	5						5	9			
	5			1				9			7		2	6	8
		5				2	6	1				2		7	
7						1		9				1		3	
1			7	6		5		3		1		9			
		7			8				4	5	8		3		
	4		6			2		3		4		7			
			4			6	7			3	9				
									1		7				8
								8	6			4			
											3		1		


© samuraisudoku.com

[Sudoku Today](https://sudoku.today) (<https://sudoku.today>)
[Samurai Sudoku](https://samuraisudoku.com) (<https://samuraisudoku.com>)

[Newdoku](https://newdoku.com) (<https://newdoku.com>)
[Sudoku Puzzle](https://www.sudoku-puzzle.org) (<https://www.sudoku-puzzle.org>)

Twodoku

Twodoku consists of two grids 9 x 9. The numbers must be placed correctly for both puzzle squares.



(Solution)

			1	4	3											
6		2			8											
	8	4	7					5								
1				8												
	2					6										
		6			5	4		8								
		8	6		9					3				8		
			8								6					
7				2					2		7	5				
									1		5	3		7		
										9				3		
											4			1		
									3				8	9	5	
											5			2		4
											7	1	9			

© samuraisudoku.com

[Sudoku Today](https://sudoku.today) (<https://sudoku.today>)
[Samurai Sudoku](https://samuraisudoku.com) (<https://samuraisudoku.com>)

[Newdoku](https://newdoku.com) (<https://newdoku.com>)
[Sudoku Puzzle](https://www.sudokupuzzle.org) (<https://www.sudokupuzzle.org>)

Samurai Sudoku

Samurai Sudoku ("Gattai-5") is one of the sudoku variation with overlapping sudoku grids. The puzzle consists of five grids, one in the center and the other 4 overlapping each corner grid of the central one. 5 normal 9x9 Sudoku diagrams are interweaved in a way so that no single diagram can be solved alone, but all 5 diagrams together have a unique solution.



(Solution)

	8	2	1				4	
			5	6	9			8
					4		9	
	4	1		5			2	
						7		
8		7		1	2		5	
	9							
	1			5	8	9	5	4
2	5			8	4		6	

		1			7	9	8	
6			3	9	5			
	4		8					
	9			8		6	4	
		4						
	8		7	4		1		2
								2
								9
								6

		4					2	
		8	2		3	9		
		2					8	

© samuraisudoku.com

1	3			6	2		5	
	6			7	3		5	8
	2							6
6		2		3	4		5	
						8		
	7	3		9			1	
				5			4	
			6	4	9			7
	4	7	2				6	


			8	1				5	3
	6		8	3		2		4	
		9						6	
	5			1		3	8		1
	7		9						
5			6	8	1				
	4			7	1	2			

[Sudoku Today](https://sudoku.today) (https://sudoku.today)
[Samurai Sudoku](https://samuraisudoku.com) (https://samuraisudoku.com)

[Newdoku](https://newdoku.com) (https://newdoku.com)
[Sudoku Puzzle](https://www.sudoku puzzle.org) (https://www.sudoku puzzle.org)

W Sudoku

W Sudoku is made up with five grids and formed W word. It means that numbers are put in all five grids exactly.



(Solution)

© samuraisudoku.com

8	3	9	1	7	5	2	1	9	6	8	1	2	5	3	8
5	8	6	6	9	6	6	2	4	7	9	4	9	6	4	9
9	5	8	2	9	7	2	7	1	4	1	4	3	4	7	1
	5	6	7	9	7	2	7	4	9	8	9	8	4	6	4
2		3	9		9	6	9		8	7	7	9	8	2	8
	2	4	1	9		4	2	8	5	6	6	6	7	2	7
5	7	4	4	9	8	5	2	4	5	9	9	9	7	7	6
6															5

[Sudoku Today](https://sudoku.today) (https://sudoku.today)
[Samurai Sudoku](https://samuraisudoku.com) (https://samuraisudoku.com)

[Newdoku](https://newdoku.com) (https://newdoku.com)
[Sudoku Puzzle](https://www.sudoku-puzzle.org) (https://www.sudoku-puzzle.org)

Triple Doku

Triple Doku consists of three grids 9 x 9. The numbers must be placed correctly for all puzzle squares.



(Solution)

© samuraisudoku.com

	1				3			8			
		7		4		2					
	6		8			3	9				
8			2					1			
7	2		4		8		3				
							4				
9				5							
1	4			8				3			
							8				
		1		7			6			3	
			6						9		
		9			7			4		2	
				1							
		3						2		9	4
							3				5
				1							
		3			5		4		1		9
	2						1				6
	9	8				3			7		
			3			5			9		
4				1						6	

[Sudoku Today](https://sudoku.today) (<https://sudoku.today>)
[Samurai Sudoku](https://samuraisudoku.com) (<https://samuraisudoku.com>)

[Newdoku](https://newdoku.com) (<https://newdoku.com>)
[Sudoku Puzzle](https://www.sudoku-puzzle.org) (<https://www.sudoku-puzzle.org>)

Twin Corresponding Sudoku

Twin Corresponding Sudoku consists of a pair of standard sudoku puzzles each with some starting digits. To get a complete solution for the twin puzzles, it is necessary to solve each twin puzzle, but the complete solution of the twin puzzles will be obtained by substituting the corresponding values of the digits from one twin sudoku into the other.



(Solution)

2		9			1	6	3	
3					8			
1	6							
	4	2		1				
	3							
						7		
	2				8			
		5				3		
	9							
						3	6	3
				7		1	4	4
							7	6
								2
					8			5
	8				1		4	
		6						


© samuraisudoku.com

[Sudoku Today](https://sudoku.today) (<https://sudoku.today>)
[Samurai Sudoku](https://samuraisudoku.com) (<https://samuraisudoku.com>)

[Newdoku](https://newdoku.com) (<https://newdoku.com>)
[Sudoku Puzzle](https://www.sudoku-puzzle.org) (<https://www.sudoku-puzzle.org>)

Cross Sudoku

Cross Sudoku has five merged grids. The numbers must be placed correctly for all the five puzzle squares.



(Solution)

			5			8		1												5
8		6		1		5													3	9
9			3	8			4		6											
	1			4			1			8										9
	5				7		9			7										
	9		1	5	3			8			2									6
7		9			4			8			6									
2								1												
	3						7			7	3									
								3												
								2			3	5								
							8		5			2								
										3			8							
							3			6			4							
											4		5							
	5	7																		9
	6																			1

© samuraisudoku.com

[Sudoku Today](https://sudoku.today) (<https://sudoku.today>)
[Samurai Sudoku](https://samuraisudoku.com) (<https://samuraisudoku.com>)

[Newdoku](https://newdoku.com) (<https://newdoku.com>)
[Sudoku Puzzle](https://www.sudoku-puzzle.org) (<https://www.sudoku-puzzle.org>)

Samurai Sudoku

Samurai Sudoku ("Gattai-5") is one of the sudoku variation with overlapping sudoku grids. The puzzle consists of five grids, one in the center and the other 4 overlapping each corner grid of the central one. 5 normal 9x9 Sudoku diagrams are interweaved in a way so that no single diagram can be solved alone, but all 5 diagrams together have a unique solution.



(Solution)

5	8		2			9					7			6		8	2	
	1	2													5	7		
	9		6											4		3		
			1	5	9	6		7	9		1	6	4	3				
8			7					2	6					7			5	
				2		3	5			7	8		5					
		5		3	2	7			1		3		9	1	8		7	
4		7							4		6						2	1
	2			1										3			5	
									1					6				
										2		3	4		5			
									3						8			
	4			3										7			5	
6		5							2		9					7		3
		9		1	4	6			5		1			7	4	6		1
				4		1	3			5	1		9					
5			2					8	9					7				2
			6	7	1	2		9	2		6	3	4	1				
	5		3											8			7	
	9	3														2	9	
2	7		1			3					2			6			3	5

© samuraisudoku.com

[Sudoku Today](https://sudoku.today) (<https://sudoku.today>)
[Samurai Sudoku](https://samuraisudoku.com) (<https://samuraisudoku.com>)

[Newdoku](https://newdoku.com) (<https://newdoku.com>)
[Sudoku Puzzle](https://www.sudoku-puzzle.org) (<https://www.sudoku-puzzle.org>)

Twin Corresponding Sudoku

Twin Corresponding Sudoku consists of a pair of standard sudoku puzzles each with some starting digits. To get a complete solution for the twin puzzles, it is necessary to solve each twin puzzle, but the complete solution of the twin puzzles will be obtained by substituting the corresponding values of the digits from one twin sudoku into the other.



(Solution)

		7		4			6																
													8									8	
														8		6							
												4					3						
													8									1	
														2									
																						5	
																							6
												5											
													9										
														3									
																					7		
																	3					6	
																4							
																					8		
																					2		
																							3
																						1	
																							7
																						4	

[Sudoku Today](https://sudoku.today) (<https://sudoku.today>)
[Samurai Sudoku](https://samuraisudoku.com) (<https://samuraisudoku.com>)

[Newdoku](https://newdoku.com) (<https://newdoku.com>)
[Sudoku Puzzle](https://www.sudokupuzzle.org) (<https://www.sudokupuzzle.org>)

Clueless Sudoku 1

Clueless Sudoku is made up with nine nonoverlap 9*9 Sudokus. The 10th 9*9 Sudoku is hidden in the topic and marked with dark gray grids.



(Solution)

			6	4					2	4	9	1		7	5	3	8					4	3				
6				8						7		4		9	6							9					5
		4				6				5		2		8	7							9			8		
		5		9				3	5	2		6		3		7	4	8				1		7			
					1	8				8						2						4	2				
	6		3		4	1						8		5								1	4		7		2
	5			1	9			6		6	2				9	5		9				3	5			8	
2	1				7			9					7					5				9			4	6	
9		7	4	3				2	3								7	4				7	8	9		2	
		3		6	7	5																5	2	3		9	
		5				6		1			8				3			7				3			4		
			5			2	3	1				3	9	8			6	9	4					1			
4				5					6	8		4		9		3	2						6				8
		1	7																					9	2		
5				8					3	4		2		5		7	1						2				9
			3				6	4	7			8	5	1			9	4	6					2			
		6				3		2			1				2			3				1			7		
		2		9	6	8																9	7	1		6	
1		5	4	2				7	5								9	6					2	3	1		7
4	3				8								9					9				8			5	3	
	2			5	9			4		3	4				1	6		7				9	5			4	
	7		6		2	1						9		7								9	2		8		3
					7	4				4						7						7	6				
		2		4				9	8	7		2		4		5	1	2					3		9		
		7				6					7	5		3	6							1			3		
6				7							2	6		9	7								6				8
			1	6					6	9	3	7		8	2	1	5						8	2			

© samuraisudoku.com

[Sudoku Today](https://sudoku.today) (<https://sudoku.today>)
[Samurai Sudoku](https://samuraisudoku.com) (<https://samuraisudoku.com>)

[Newdoku](https://newdoku.com) (<https://newdoku.com>)
[Sudoku Puzzle](https://www.sudoku puzzle.org) (<https://www.sudoku puzzle.org>)

Twin Corresponding Sudoku

Twin Corresponding Sudoku consists of a pair of standard sudoku puzzles each with some starting digits. To get a complete solution for the twin puzzles, it is necessary to solve each twin puzzle, but the complete solution of the twin puzzles will be obtained by substituting the corresponding values of the digits from one twin sudoku into the other.



(Solution)

6			9			2			
8	1					7			
	4						8		
		8		6		5	4		
			7						
		1	2						
7						2			

		4				8			
					3	5			
			1						
8	3		9			1			
5						7		6	5
	7					1			
	9				8				

© samuraisudoku.com

Twin Corresponding Sudoku

Twin Corresponding Sudoku consists of a pair of standard sudoku puzzles each with some starting digits. To get a complete solution for the twin puzzles, it is necessary to solve each twin puzzle, but the complete solution of the twin puzzles will be obtained by substituting the corresponding values of the digits from one twin sudoku into the other.



(Solution)

© samuraisudoku.com

[Sudoku Today](https://sudoku.today) (<https://sudoku.today>)

[Samurai Sudoku](https://samuraisudoku.com) (<https://samuraisudoku.com>)

[Newdoku](https://newdoku.com) (<https://newdoku.com>)

[Sudoku Puzzle](https://www.sudokupuzzle.org) (<https://www.sudokupuzzle.org>)

Clueless Sudoku 1

Clueless Sudoku is made up with nine nonoverlap 9*9 Sudokus. The 10th 9*9 Sudoku is hidden in the topic and marked with dark gray grids.



(Solution)

			6		9				5		7					7		3									
			1	7	9													5	9	7							
7					5			6		4		3		6		9		1					4				
		8					1	9			3				9			6	8				7				
					5	4		8										3	1								
	3	1	5		6			9		7	4	5							4			3	1	5			
9	8		4			6		1				9	3	4				6		7			2	1	8		
					2							1		2								7					
		7				2		3											2		3			6			
	2				7					8		4	3		9	6		7				1			7		
					9			5											3			5					
6						9					5		7		6		8				4				1		
			7		1	5	8	9		1	9				7	4			1	3	7	4		5			
			6			4				7							8					6			9		
			3		5	2	4	6		8	2				5	6			5	6	9	8			2		
8						1				3		6		7		9				3					6		
					6			3										8			2						
	4				3					4		8	2		5	3		1			3				9		
		8				3		1											7		9				4		
					9							4		6								9					
6	2		4				9		6			5	8	7				2			1				3	5	9
	1	4	7			6			7			3	6	1				9				8			1	2	3
						8	1			3												2	3				
			7				4	3			8						4									6	
1					5			4			5		8		4		3									3	
				8	9	7																					
				4		5							6		9							7				5	

© samuraisudoku.com

[Sudoku Today](https://sudoku.today) (<https://sudoku.today>)
[Samurai Sudoku](https://samuraisudoku.com) (<https://samuraisudoku.com>)

[Newdoku](https://newdoku.com) (<https://newdoku.com>)
[Sudoku Puzzle](https://www.sudoku-puzzle.org) (<https://www.sudoku-puzzle.org>)